

# Head 48: Ministry of Trade and Industry

A summary of the Ministry's Expenditure, Divisions and Projects  
Financial Scrutiny Unit, Parliament of the Republic of Trinidad and Tobago

## Table of Contents

About this Guide.....	3
Head 48: Ministry of Trade and Industry.....	4
Overview.....	4
State Enterprises.....	7
Statutory Boards and Other Bodies .....	6
Where the Ministry spends its money .....	8
2017-2018 Estimates of Expenditure .....	8
Summary of Recurrent Expenditure for the period 2012-2018 .....	9
Staff and Pay .....	14
Analysis and Summary of Expenditures.....	15
Summary of Development Programme Expenditure for the period 2012-2018 .....	17
The Ministry's total allocation as a percentage of the National Budget for the period 2012 to 2018. ....	19
Noteworthy Development Programme Estimates in 2016-2018.....	20
Status of New Projects from the Financial Year 2016/2017 .....	21
New Projects for the Financial Year 2017-2018.....	22
Major Programmes and Development for the Period 2016 to 2018 .....	23
General Useful Information .....	24

## About this Guide

This guide provides a summary of expenditure for the Ministry of Trade and Industry for the period 2012-2018. It provides the Members of Parliament and stakeholders with an overview of the Ministry's responsibilities. The primary purpose of this guide is to consolidate the information contained within the various Budget Documents pertaining to the Ministry of Trade and Industry and provide readers with an analysis of same. This guide is based primarily on the Draft Estimates of Recurrent Expenditure, the Estimates of Development Programme, the Public Sector Investment Programme and the Auditor General's Report on the Public Accounts of the Republic of Trinidad and Tobago for the fiscal year 2016.

# Head 48: Ministry of Trade and Industry

## Overview

### **Mission**

To work as an innovative team, championing business growth, trade and investment for enhanced global competitiveness and promoting consumer interests for improved well-being.<sup>1</sup>

### **Vision**

A dynamic, client oriented organisation delivering integrated, quality services for business growth, trade and investment expansion and consumer empowerment.

**Minister:** Senator the Honourable Mrs. Paula Gopee-Scoon

**Permanent Secretary (Ag.):** Mr. Norris Herbert

The Ministry of Trade and Industry (MTI) is leading the drive to position Trinidad and Tobago as a manufacturing base, and the business, trade, and financial hub of the Americas. The Ministry's core responsibility is to grow trade, business and investment, particularly through driving the non-energy sectors of the economy. As the pivotal agency for trade promotion and development, MTI manages and coordinates the trade process to ensure access to international markets for companies located here.

---

<sup>1</sup> Ministry of Trade and Industry Website, accessed on Wednesday September 26, 2017. <http://tradeind.gov.tt/vision-mission/>

This is closely tied to another critical mandate – the aggressive development of business and industry. In this regard, MTI is formulating more appropriate industrial and services, policies, designed to enhance the capability of the local industrial sector to compete in the global marketplace.

Much of MTI's activities are geared towards creating a facilitatory and supportive environment for business, especially through developing the most appropriate legislative framework to support business and investment activities. MTI is also responsible for stimulating domestic and foreign investment and is working to upgrade the entire framework for attracting investment – the lifeblood of industrial activity.

MTI conducts its affairs and provides required services with the highest regard and esteem for all clients and customers. The Ministry's stakeholders are located within Trinidad & Tobago, as well as regionally and internationally, and are drawn from government circles, the private sector, and civil society.<sup>2</sup>

---

<sup>2</sup> Trade and Industry. Web. Accessed Wednesday September 26, 2017. <http://tradeind.gov.tt/vision-mission/>

The Ministry of Trade and Industry is assigned the following areas of responsibility as published in the Trinidad and Tobago Gazette:<sup>3</sup>

- **Incubating local industries**
- **Commerce**
  - **Anti-Dumping**
  - **Competition Policy**
- **Consumer Affairs**
  - **Consumer Empowerment**
  - **Consumer Protection**
  - **Consumer Research**
- **eCommerce**
- **Export Processing Zones**
- **Industry**
- **Industrial Parks**
- **Metrology**
- **Piarco Aero Park**
- **Product Information**
- **Product Quality Development**
- **Technology Park**
- **Trade**
  - **Trade Agreements**
  - **Trade Policy**
- **Venture Capital Incentive Programme**

## Statutory Boards and Other Bodies

Statutory Boards and Other Bodies
The Fair Trading Commission <sup>4</sup>
The Trinidad & Tobago Bureau of Standards (TTBS) <sup>5</sup>

<sup>3</sup> Trinidad and Tobago gazette, pg. 1378, accessed on September 21, 2017: <http://www.news.gov.tt/archive/E-Gazette/Gazette%202015/Gazette/Gazette%20No.%2097.pdf>

<sup>4</sup> Fair Trading Act, accessed on Tuesday, October 4, 2017. [http://rgd.legalaffairs.gov.tt/laws2/alphabetical\\_list/lawspdfs/81.13.pdf](http://rgd.legalaffairs.gov.tt/laws2/alphabetical_list/lawspdfs/81.13.pdf)

<sup>5</sup> The Trinidad & Tobago Bureau of Standards website, accessed on Tuesday, October 4, 2017 [http://www.ttbs.org.tt/?page\\_id=1043#what\\_we\\_do](http://www.ttbs.org.tt/?page_id=1043#what_we_do)

## State Enterprises<sup>6</sup>

### Wholly Owned Enterprises

- Evolving TecKnologies and Enterprise Development Company Limited (e TeCK)
- The Export-Import Bank of Trinidad and Tobago Limited (EXIMBANK)<sup>7</sup>
- Trinidad and Tobago Creative Industries Company Limited<sup>8</sup>
- The Trinidad and Tobago Free Zones Company Limited

### Majority Owned

- ExporTT<sup>9</sup>

### Indirectly Owned Enterprises

- National Flour Mills Limited (NFM)<sup>10</sup>

---

<sup>6</sup> Ministry of Finance website accessed on October 9,2017 : <http://www.finance.gov.tt/wp-content/uploads/2016/08/Board-of-Directors-Appointment-Listing-WHOLLY-OWNED-Updated.pdf>

<sup>7</sup> EXIMBANK website, accessed on Tuesday, October 4,2017 <http://www.eximbanktt.com/about.html#miss>

<sup>8</sup> Creative TT, web, accessed on Tuesday, October 4, 2017. <http://www.creativett.co.tt/>

<sup>9</sup> ExporTT website, accessed on Tuesday, October 4,2017 <http://www.exportt.co.tt/about>

<sup>10</sup> National Flour Mills website, accessed on Tuesday, October 4,2017 <http://nfm.co.tt/About/Who-We-Are>

# Where the Ministry spends its money

## 2017-2018 Estimates of Expenditure

The budget allocation for the Ministry of Trade and Industry is comprised of:

- The Draft Estimates of Recurrent Expenditure in the sum of **\$113,414,760.00**; and
- The Draft Estimates of Development Programme in the sum of **\$68,200,000.00** which includes:
  - Consolidated Fund in the sum of **\$50,200,000.00**; and
  - Infrastructure Development Fund<sup>11</sup> in the sum of **\$18,000,000.00**.

The Estimates of Recurrent Expenditure include:

01 Personnel Expenditure - <b>\$25,228,760.00</b> ;	04 Current Transfers and Subsidies <b>\$48,299,000.00</b> ; and
02 Goods and Services - <b>\$29,812,000.00</b> ;	06 Current Transfers to Stat. Boards and Similar Bodies <b>\$10,000,000.00</b>
03 Minor Equipment Purchases <b>\$75,000.00</b> ;	

Percentage Allocation of the Ministry of Trade and Industry is as follows:

- Total allocation as a percentage of National Budget is **0.3%**;
- Recurrent Expenditure as a percentage of Total Recurrent Expenditure is **0.22%**;
- Consolidated Fund Expenditure as a percentage of total Consolidated Fund Expenditure is **2.1%**; and
- Infrastructure Development Fund Expenditure as a percentage of total Infrastructure Development Fund Expenditure is **1%**.

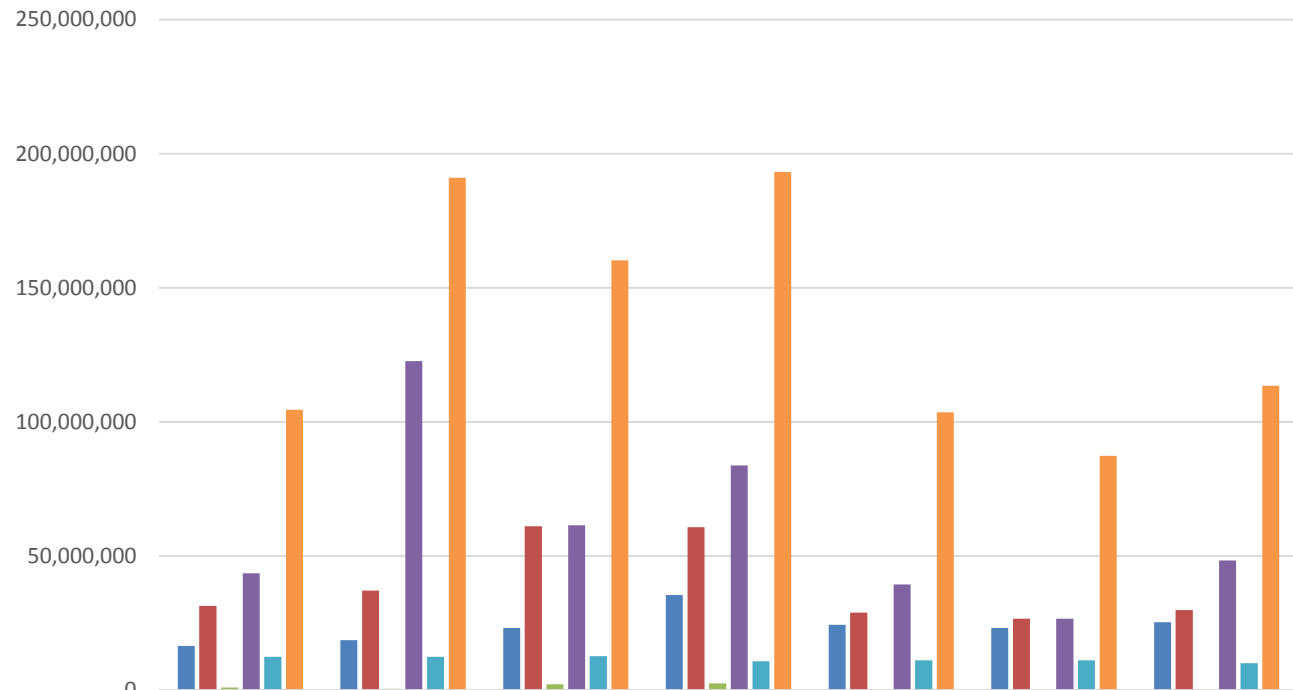
---

<sup>11</sup> Head 18 –Ministry of Finance, Sub-Head 04 – Current Transfers and Subsidies, Sub-Item 11- Infrastructure Development Fund (IDF) (Infrastructure Development Fund allocation is part of the Ministry of Finance allocation for the financial year. *Therefore, the total recurrent expenditure for the Ministry of Trade and Industry does not include IDF funding.*



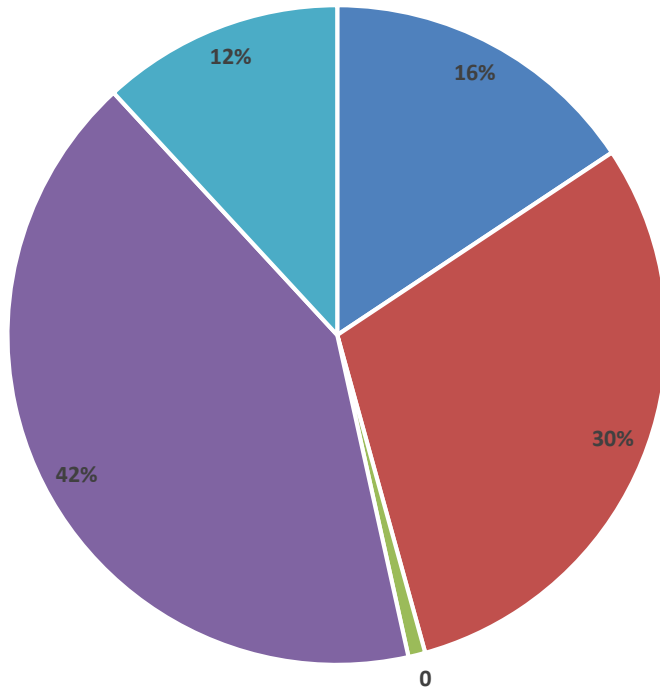
# Summary of Recurrent Expenditure for the period 2012-2018

## Ministry of Trade and Industry Summary of Recurrent Expenditure for the period 2012-2018



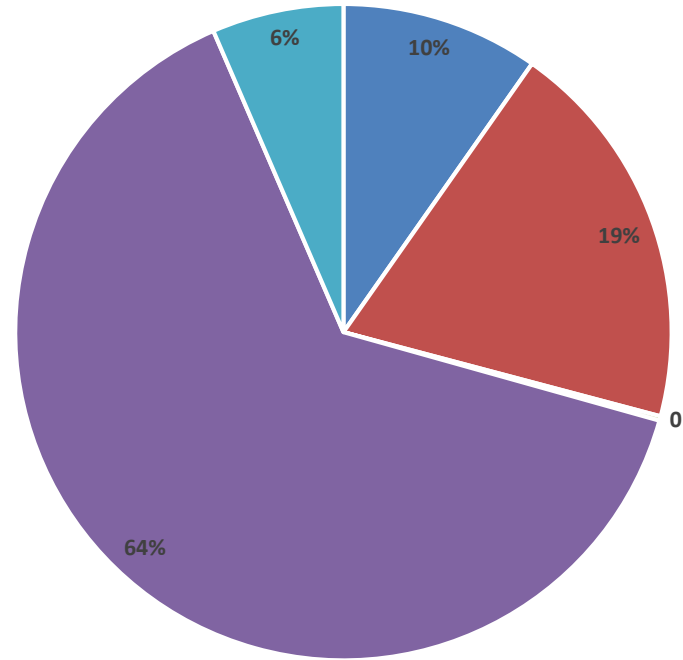
	2012 Actual	2013 Actual	2014 Actual	2015 Actual	2016 Actual	2017 Revised Estimates	2018 Estimates
01 Personnel Expenditure	16,373,519	18,625,172	23,065,181	35,444,627	24,318,137	23,146,715	25,228,760
02 Goods and Services	31,385,877	37,034,191	61,082,481	60,736,324	28,783,661	26,555,135	29,812,000
03 Minor Equipment Purchases	869,752	415,041	2,055,316	2,500,876	16,421	20,000	75,000
04 Current Transfers and Subsidies	43,473,521	122,603,999	61,435,804	83,774,328	39,387,566	26,551,200	48,299,000
06 Current Transfers to Stat Brds and Similar Bodies	12,400,000	12,400,000	12,630,464	10,745,700	11,067,000	11,067,000	10,000,000
Total	104,502,669	191,078,403	160,269,246	193,201,855	103,572,785	87,340,050	113,414,760

2012 Actual



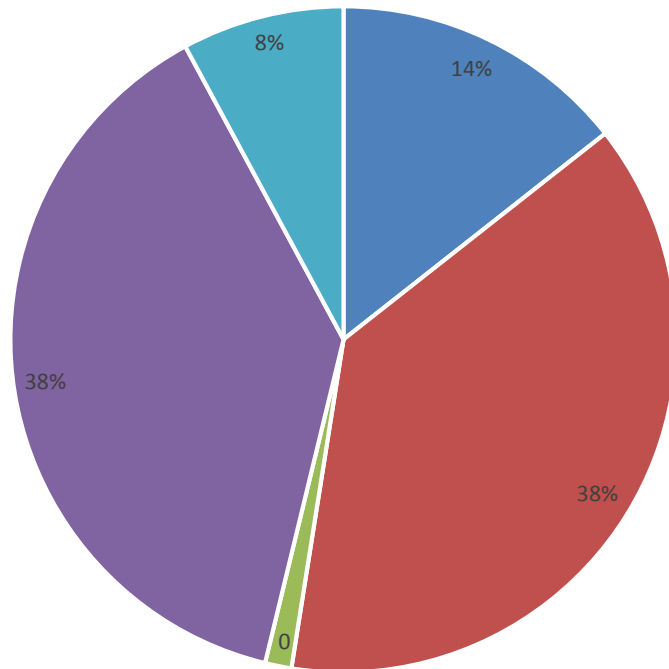
- 01 Personnel Expenditure
- 02 Goods and Services
- 03 Minor Equipment Purchases
- 04 Current Transfers and Subsidies
- 06 Current Transfers to Stat Brds and Similar Bodies

2013 Actual



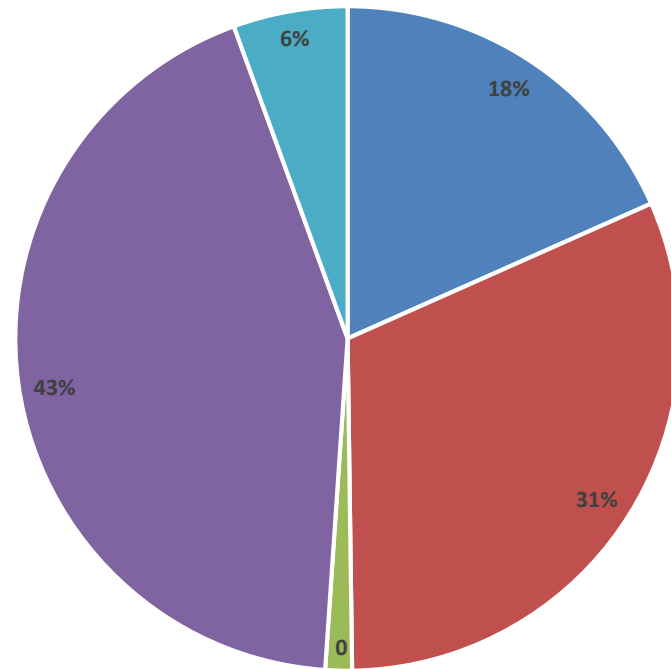
- 01 Personnel Expenditure
- 02 Goods and Services
- 03 Minor Equipment Purchases
- 04 Current Transfers and Subsidies
- 06 Current Transfers to Stat Brds and Similar Bodies

2014 Actual



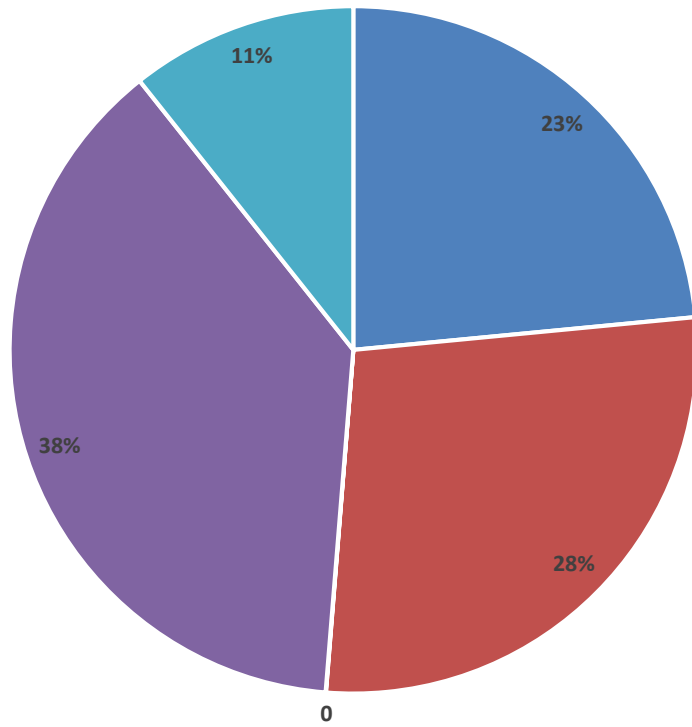
- 01 Personnel Expenditure
- 02 Goods and Services
- 03 Minor Equipment Purchases
- 04 Current Transfers and Subsidies
- 06 Current Transfers to Stat Brds and Similar Bodies

2015 Actual



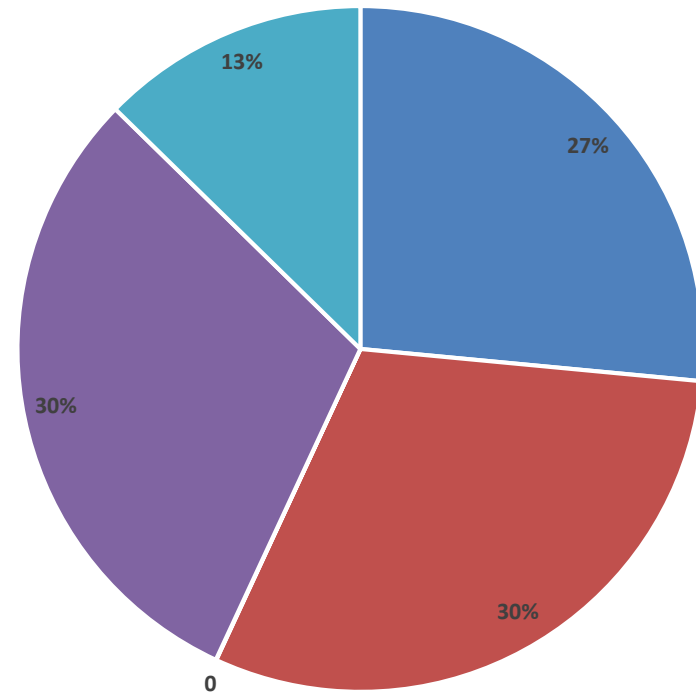
- 01 Personnel Expenditure
- 02 Goods and Services
- 03 Minor Equipment Purchases
- 04 Current Transfers and Subsidies
- 06 Current Transfers to Stat Brds and Similar Bodies

2016 Actual



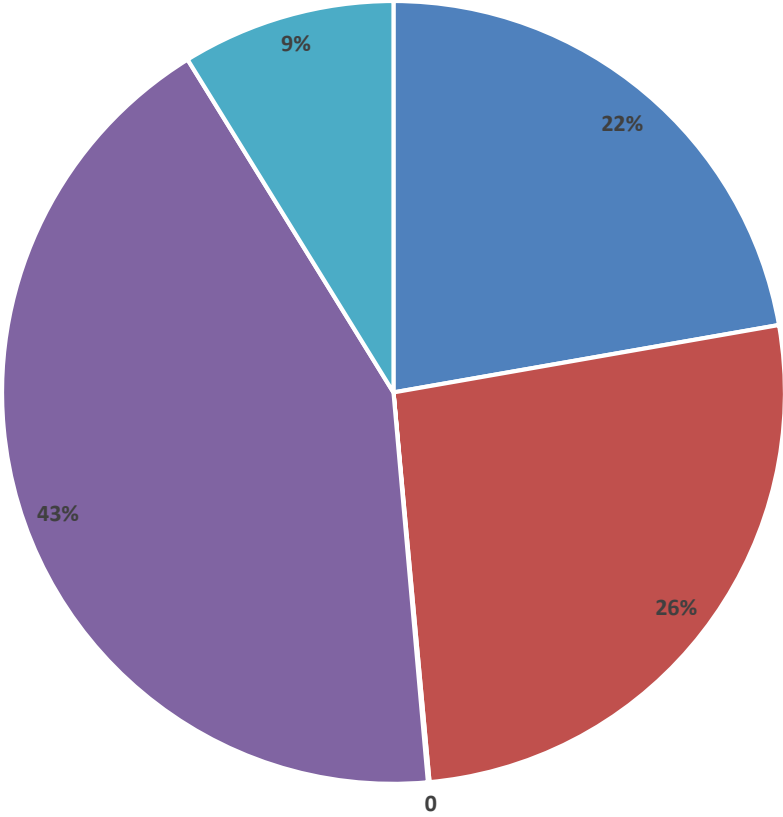
- 01 Personnel Expenditure
- 02 Goods and Services
- 03 Minor Equipment Purchases
- 04 Current Transfers and Subsidies
- 06 Current Transfers to Stat Brds and Similar Bodies

2017 Revised Estimates



- 01 Personnel Expenditure
- 02 Goods and Services
- 03 Minor Equipment Purchases
- 04 Current Transfers and Subsidies
- 06 Current Transfers to Stat Brds and Similar Bodies

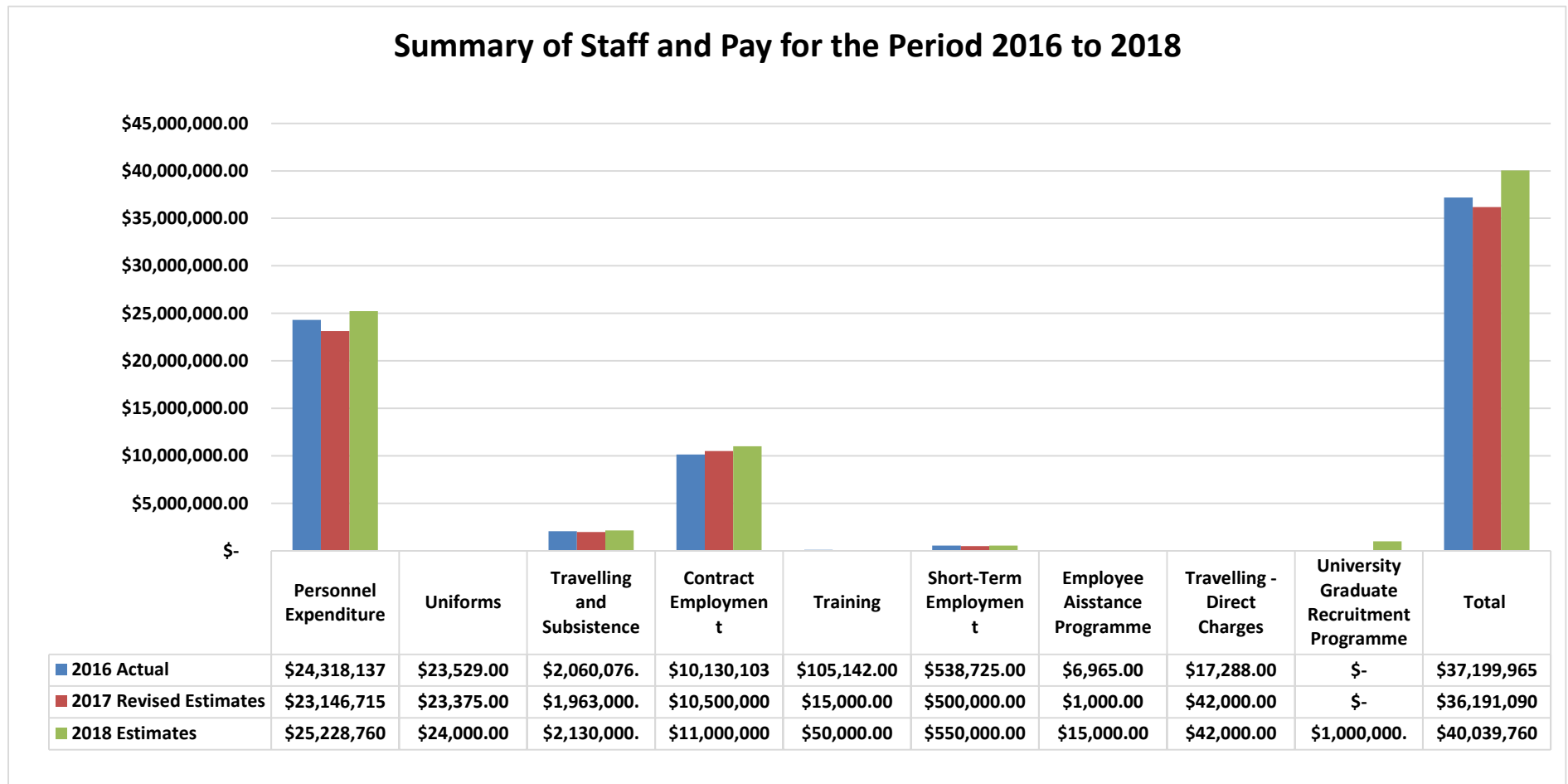
2018 Estimates



- 01 Personnel Expenditure
- 02 Goods and Services
- 03 Minor Equipment Purchases
- 04 Current Transfers and Subsidies
- 06 Current Transfers to Stat Brds and Similar Bodies

## Staff and Pay<sup>12</sup>

The allocation of staff expenditure for the fiscal year 2018 was \$40,039,760.00 which represents an increase of approximately 11% from the last fiscal year 2017. The following table provides a breakdown of all expenditure related to staff from 2016-2018.



<sup>12</sup> Draft Estimates for Details of Estimates of Recurrent Expenditure for the Financial Year 2018 <http://www.finance.gov.tt/wp-content/uploads/2017/10/Numbered-Draft-Estimates-Recurrent-Expenditure-2018.pdf>

## Analysis and Summary of Expenditures

Recurrent Expenditure refers to the payments for expenses which are incurred during the day-to-day operations of the Ministry for Personnel Expenditure, Goods and Services, Minor Equipment Purchases, Current Transfers and Subsidies and Current Transfers to Statutory Boards and Similar Bodies.

- ✓ Recurrent Expenditure for Fiscal Year 2017/2018 is \$ **113,414,760.00**. This represents **.22%** of the total Recurrent Expenditure for the financial year 2017/2018.
- ✓ The **Revised** Estimate for Recurrent Expenditure for Fiscal Year 2016/2017 was **\$87,340,050.00**. Comparing this figure with Fiscal Year 2017/2018, there was an overall increase of **30%**.
- ✓ The **largest** portion of the allocation has consistently gone to Sub-Head **Current Transfers and Subsidies**. This sub-head has been fluctuating at an average of **43%** of the Ministry's total allocation for the years 2012 to 2018, with fiscal year 2013, receiving the highest allocation of **64%**.
- ✓ For the years 2012 to 2018, **Goods and Services** received the **second largest** of the total allocation to the Ministry of Trade and Industry.
- ✓ **Minor Equipment Purchases** received the **lowest** portion of the allocation for the period 2012 to 2018.
- ✓ In 2017/2018 **Personnel Expenditure** accounts for **22%** of the Ministry's total allocation. This sub-head has been fluctuating at an average of **19%** of the total allocation for the years 2012 to 2018.
- ✓ **Current transfers to State Boards and Similar Bodies** represents approximately **9%** of the Ministry's total recurrent allocation in comparison to last fiscal year's **13%** allocation indicating a **4%** decrease in 2017/2018.

- ✓ The percentage allocation of expenditure for the five (5) different Sub-Heads has fluctuated over the seven (7) year period with fiscal year 2017 receiving the lowest allocation of **\$87,340,050.00** and fiscal year 2015 receiving the highest allocation of **\$ 193,201,855.00**.



# Summary of Development Programme Expenditure for the period 2012-2018

Development Programme is capital expenditure aimed at improving and enhancing development in different areas of Trinidad and Tobago which includes; human resources, economic and social development.

The Public Sector Investment Programme (PSIP), which represents the capital expenditure component of the National Budget, is the instrument used by Government to effect its vision and policies. It is a budgeting and strategic planning tool made up of projects and programmes, designed to realise the goals set out in the Government's overarching policy.

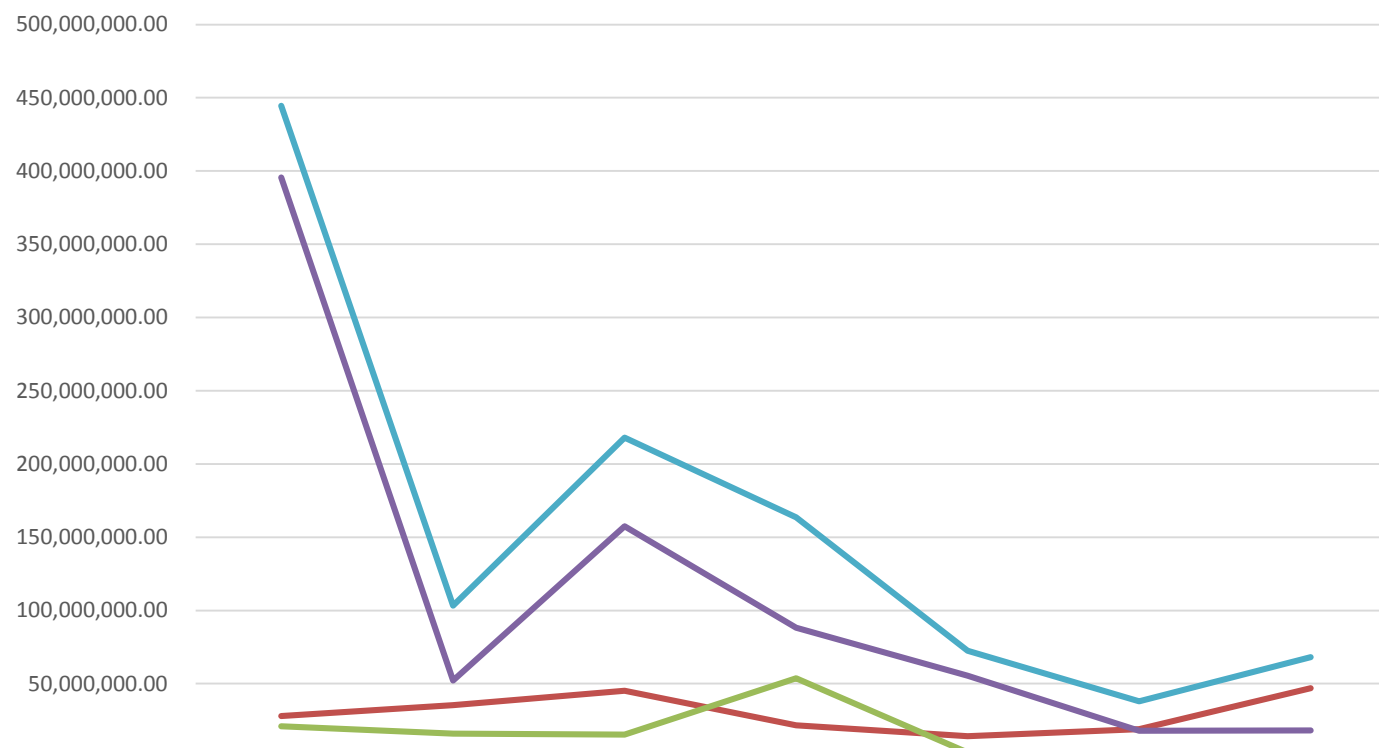
The PSIP budget document provides a detailed description of the programmes and projects and includes a review of the implementation of projects and programmes in the previous financial year and highlights the major projects and programmes to be implemented in the upcoming financial year.

- The Public Sector Investment Programme is intended to achieve:
  - the country's social and economic development goals; and
  - enhance the quality of life of all citizens.

The estimates for the development programme are presented in two parts as follows:

- Funds appropriated by Parliament and disbursed directly from the Consolidated Fund; and
- Funds disbursed from the Infrastructure Development Fund.

## Summary of Development Programme Expenditure for the period 2012-2018



	Actual 2012	Actual 2013	Actual 2014	Actual 2015	Actual 2016	Revised Estimate 2017	Estimates 2018
003 Economic Infrastructure - Consolidated Fund	27,908,905.00	35,304,095.00	45,221,374.00	21,673,691.00	14,065,584	18,932,000	47,000,000
005 Multi-Sectoral and Other Services - Consolidated Fund	20,941,452.00	15,836,155.00	15,218,994.00	53,745,912.00	2,924,228	1,213,000	3,200,000
005 Multi-Sectoral and Other Services - Infrastructure Development Fund	395,578,839.00	52,118,076.00	157,453,764.00	88,188,615.00	55,470,494	17,781,995	18,000,000
Total	444,429,196.00	103,258,326.00	217,894,132.00	163,608,218.00	72,460,306	37,926,995	68,200,000

## The Ministry's total allocation as a percentage of the National Budget for the period 2012 to 2018.

Year <sup>13</sup>	Total Allocation <sup>14</sup>	National Budget <sup>15</sup>	Percentage of National Budget
2012	\$153,353,026.00	\$55,718,271,573.00	0.28%
2013	\$242,218,653.00	\$59,174,226,196.00	0.41%
2014	\$220,709,614.00	\$65,020,886,424.00	0.34%
2015	\$268,621,458.00	\$61,966,922,675.00	0.43%
2016	\$120,562,597.00	\$56,573,913,053.00	0.21%
2017	\$107,485,050.00	\$55,598,436,912.00	0.19%
2018	\$163,614,760.00	\$ 54,955,041,591.00	0.30%

- ✓ Total allocation for the Ministry to the national budget illustrated a growth of **0.11%** between the period 2016/2017 and 2017/2018.

<sup>13</sup> For the Fiscal Years 2012-2016, actual figures were used to calculate total allocation. However, estimates were used to calculate the total allocation for the Fiscal Years 2017 and 2018.

<sup>14</sup> Total Allocation for the Ministry of Trade and Industry =Recurrent Expenditure + Consolidated Fund Expenditure

<sup>15</sup> The National Budget =Recurrent Expenditure + Total Development Programme Consolidated Fund

## Noteworthy Development Programme Estimates in 2016-2018

The table below lists the projects that have experienced irregular variances in estimates for funding received under the Ministry of Trade and Industry: <sup>16</sup>

Project	2016	2017	2018
	Actual	Revised Estimate	Estimate
09/003/11/R011 Support to Enabling Competitive Business in Trinidad and Tobago	\$3,548,692.00	\$630,000.00	-
09/003/11/R014 Business Development of the Creative Industries	\$6,000,000.00	\$3,821,000.00	\$500,000.00
09/003/11/R016 Enhancement of the Single Electronic Window (IDB Loan)	\$266,892.00	\$5,000,000.00	\$20,000,000.00
09/003/11/R017 New Economic Zones Development -Moruga	-	\$2,620,000.00	\$13,300,000.00

<sup>16</sup> Draft Estimates for Details of Estimates of Recurrent Expenditure for the Financial Year 2018 <http://www.finance.gov.tt/wp-content/uploads/2017/10/Numbered-Draft-Estimates-Recurrent-Expenditure-2018.pdf>

## Status of New Projects from the Financial Year 2016/2017

The following new projects that received funding in the 2016/2017 financial year<sup>17</sup>:

Project -Item	2017 Estimate	2017 Revised Estimate	2018 Estimate
09/003/11/R017New Economic Zones Development - Moruga	\$2,620,000.00	\$2,620,000.00	\$13,300,000.00

---

<sup>17</sup> Draft Estimates for Details of Estimates of Recurrent Expenditure for the Financial Year 2018 <http://www.finance.gov.tt/wp-content/uploads/2017/10/Numbered-Draft-Estimates-Recurrent-Expenditure-2018.pdf>

## New Projects for the Financial Year 2017-2018

The following new projects that received funding in the 2017/2018 financial year<sup>18</sup>:

Project -Item	2018 Estimate
09/003/11/R019 Development of the Music Industry	\$1,000,000.00
09/003/11/R021 Development of the Film Industry	\$2,500,000.00
09/003/11/R023 Development of the Fashion Industry	\$4,500,000.00
09/005/03/B220 Enhancing the Quality Infrastructure for Trinidad and Tobago (TTBS)	\$300,000.00
09/005/06/A018 Feasibility Study of Export Financing Mechanism for Services Providers and Pilot Programmes	\$400,000.00
09/005/06/F01 Upgrade of NAPA Hotel Facilities (IDF)	\$1,000,000.00

<sup>18</sup> Draft Estimates for Details of Estimates of Recurrent Expenditure for the Financial Year 2018 <http://www.finance.gov.tt/wp-content/uploads/2017/10/Numbered-Draft-Estimates-Recurrent-Expenditure-2018.pdf>

## Major Programmes and Development for the Period 2016 to 2018

The following table shows a list of the significant expenditure items, based on the proportion of the budgetary allocation assigned.<sup>19</sup>

Development Programme 2017	PROJECTS	2016 Actual	2017 Revised Estimate	2018 Estimate
003-11-R001	Investment Promotion Initiatives and Development of Collateral Investment Promotion Material	\$2,000,000.00	\$5,000,000.00	\$3,000,000.00
003-11-R011	Support to Enabling Competitive Business in Trinidad and Tobago	\$3,548,692.00	\$630,000.00	-
003-11-R014	Business Development of the Creative Industries	\$6,000,000.00	\$3,821,000.00	\$500,000.00
005-03-B216	Procurement of Equipment for the Implementation of the Metrology Act 2004	\$1,000,000.00	\$600,000.00	-
005-03-B218	TTBS- Building Capability for Sustaining Export - Led Growth in Trinidad and Tobago by Strengthening the Trade Institutional Infrastructure for Technical Barriers to Trade	\$125,000.00	\$250,000.00	-
005-06-A008	Inward Investment Non-Petroleum Initiatives (IDF)	-	\$25,000.00	\$2,000,000.00
005-03-Q276	Development Works on Industrial Estates (IDF)	\$7,631,465.00	-	-
005-03-Q293	Wallerfield Industrial and Technology Park (IDF)	\$23,051,890.00	-	-
005-03-Q303	Single Electronic Window for Trade and Business Facilitation (IDF)	\$23,560,411.00	\$17,781,995.00	\$17,000,000.00

<sup>19</sup> Draft Estimates for Details of Estimates of Recurrent Expenditure for the Financial Year 2018 <http://www.finance.gov.tt/wp-content/uploads/2017/10/Numbered-Draft-Estimates-Recurrent-Expenditure-2018.pdf>

## General Useful Information

- Department for International Trade, UK: <https://www.gov.uk/government/organisations/uk-trade-investment>
- Ministry of Trade and Enterprise, New Zealand: <https://www.nzte.govt.nz/>
- Department of Trade and Industry, Republic of South Africa: <http://www.thedti.gov.za/>
- Ministry of International Trade and Industry, Malaysia: <http://www.miti.gov.my/>