



2018-2019

Head 08: Elections and Boundaries Commission

**A summary of the Elections and Boundaries Commission's Expenditure, Divisions and Projects
Financial Scrutiny Unit, Parliament of the Republic of Trinidad and Tobago**

Table of Contents

About this Guide	3
Head 08: Elections and Boundaries Commission	4
Department’s Overview	4
Where the Commission spends its money	6
Summary of Recurrent Expenditure for the period 2013-2019	7
Staff and Pay	12
Expenditure Unique to the Elections and Boundaries Commission	13
The Commission’s total allocation as a percentage of the National Budget for the period 2013 to 2019	14
Analysis of Summary of Expenditure	15
Summary of Development Programme Expenditure for the period 2013-2019	16
Major Programmes and Developments	17
Auditor General Report Findings for the Fiscal year 2017	18
General Useful Information	19

About this Guide

This guide provides a summary of expenditure for the Elections and Boundaries Commission (EBC) for the period 2013-2019. It provides the Members of Parliament and stakeholders with an overview of the Commission's responsibilities. The primary purpose of this guide is to consolidate the information contained within the various Budget Documents pertaining to the Elections and Boundaries Commission and provide readers with an analysis of same. This guide is based primarily on:

- the Draft Estimates of Recurrent Expenditure;
- the Estimates of Development Programme;
- the Public Sector Investment Programme; and
- the Auditor General's Report on the Public Accounts of the Republic of Trinidad and Tobago for the fiscal year 2017.

Head 08: Elections and Boundaries Commission

Department's Overview¹

Mission

To register individuals, conduct elections and review constituency boundaries with integrity, courtesy and transparency in accordance with the law.

Vision

To be a world class Electoral Management Body.

The EBC is responsible for the:

- registration of voters and the conduct of elections in every constituency; and
- procedure for review of constituency boundaries.²

The Elections and Boundaries Commission is the successor institution of two separate bodies:

- a Boundaries Commission; and
- an Elections Commission.

These were amalgamated in the Republican Constitution³ enacted in 1976.

¹ Elections and Boundaries Commission website, accessed on September 28, 2018 <http://www.ebctt.com/about-us/mission-and-vision/>

² Elections and Boundaries Commission website, accessed on September 28, 2018 <http://www.ebctt.com/about-us/role-and-function/>

³ Constitution of the Republic of Trinidad and Tobago, accessed on September 28, 2018 http://rgd.legalaffairs.gov.tt/laws2/alphabetical_list/lawspdfs/1.01.pdf

The Commission comprises a Chairman and not less than two (2) or more than four (4) Commissioners who are appointed by the President of the Republic of Trinidad and Tobago after consultation with the Prime Minister and the Leader of the Opposition. These appointments are for five (5) years in the first instance but under the Constitution, the appointees are eligible for reappointment. According to the Constitution, the Commission in the exercise of its functions as an independent body shall not be subject to the direction or control of any other person or authority. Likewise it also has within its remit constitutional responsibility for reviewing the number and boundaries of the electoral districts into which Trinidad and Tobago is divided for the purpose of elections and for the submission of these reports to the relevant authorities.⁴

Chairman: Mr. Mark Ramkerrysingh

Chief Election Officer (Accounting Officer): Mrs. Fern Narcis-Scope

⁴ Elections and Boundaries Commission website. Accessed on September 28, 2018 <http://www.ebctt.com/about-us/structure-of-the-commission/>

Where the Commission spends its money

2018-2019 Estimates of Expenditure

The budget allocation of \$75,000,000.00⁵ for the Elections and Boundaries Commission is comprised of:

- The Draft Estimates of Recurrent Expenditure in the sum of \$75,000,000.00;

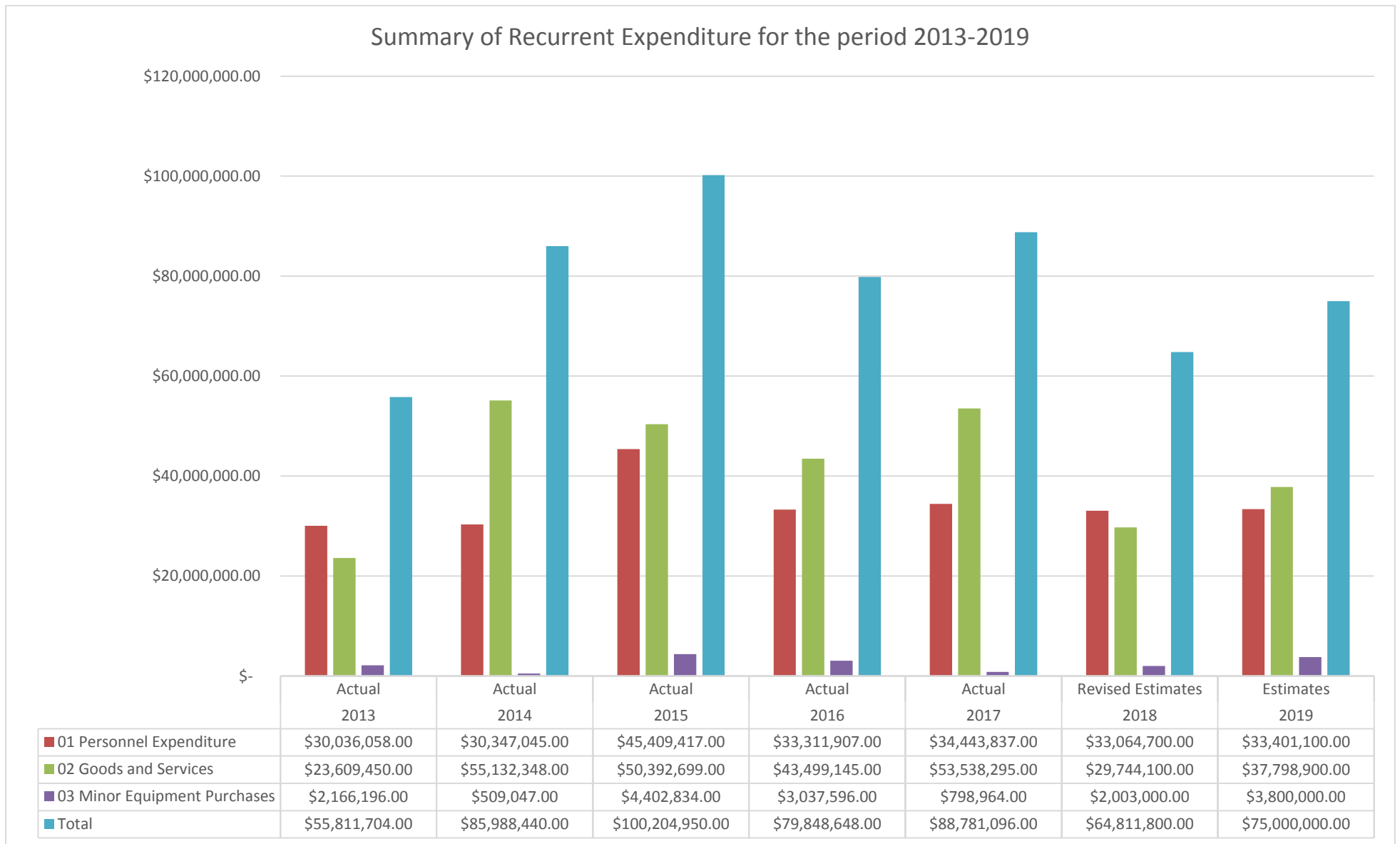
The Estimates of Recurrent Expenditure include:

- 01 Personnel Expenditure – \$33,401,100.00;
- 02 Goods and Services – \$37,798,900.00;
- 03 Minor Equipment Purchases – \$3,800.00;

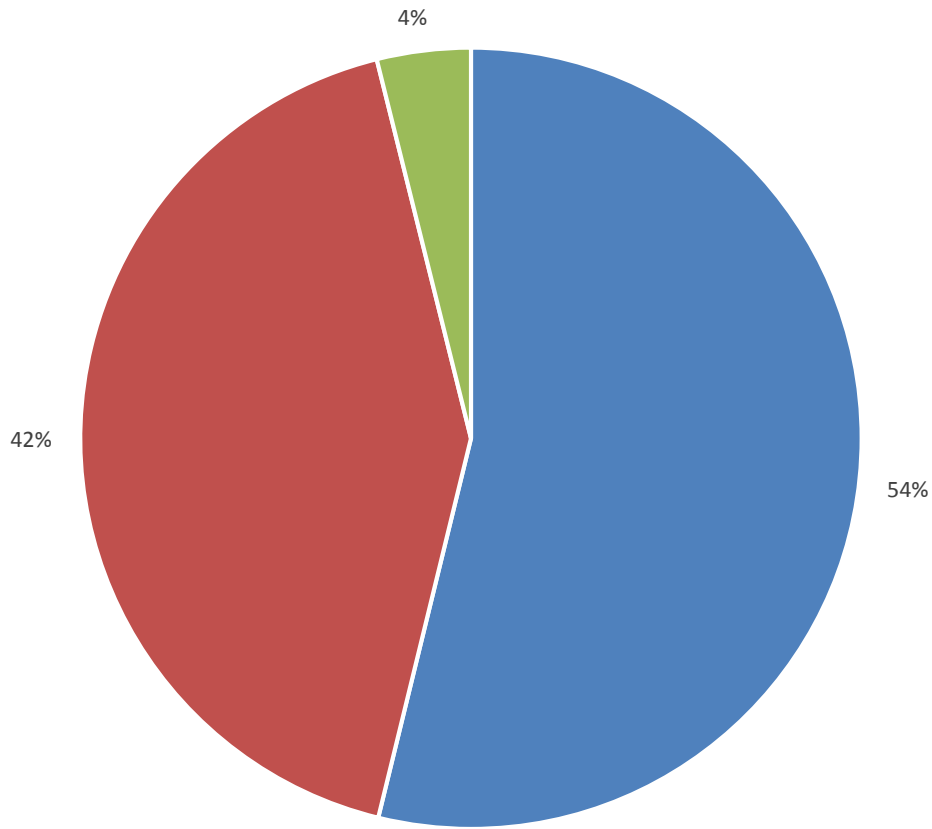
The Elections and Boundaries Commission's Recurrent Expenditure as a percentage of the total Recurrent Expenditure budget is **0.14%**

⁵ Draft Estimates of Expenditure for the financial year 2019 accessed on October 01, 2018. <https://www.finance.gov.tt/wp-content/uploads/2018/10/Numbered-Draft-Estimates-Recurrent-Expenditure-2019.pdf>

Summary of Recurrent Expenditure for the period 2013-2019

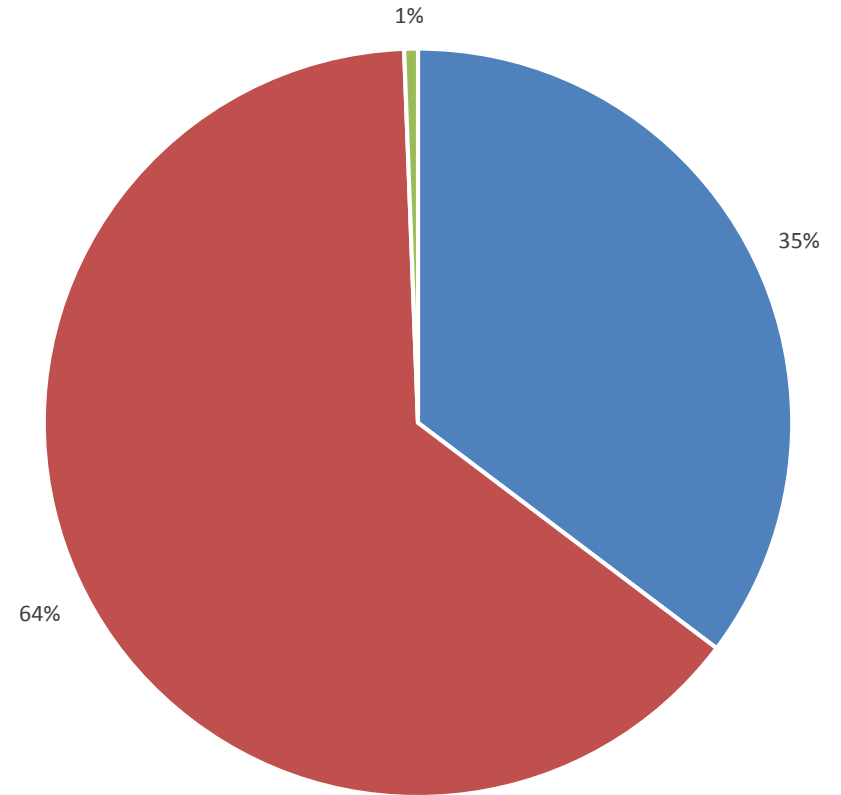


2013 Actual



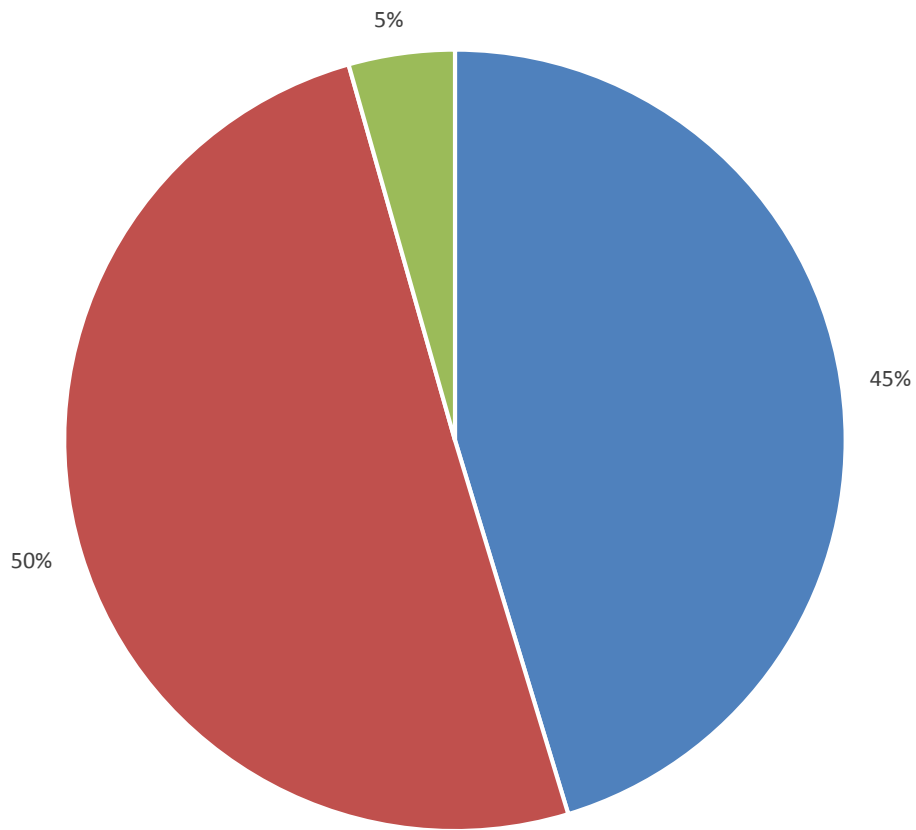
■ 01 Personnel Expenditure ■ 02 Goods and Services ■ 03 Minor Equipment Purchases

2014 Actual



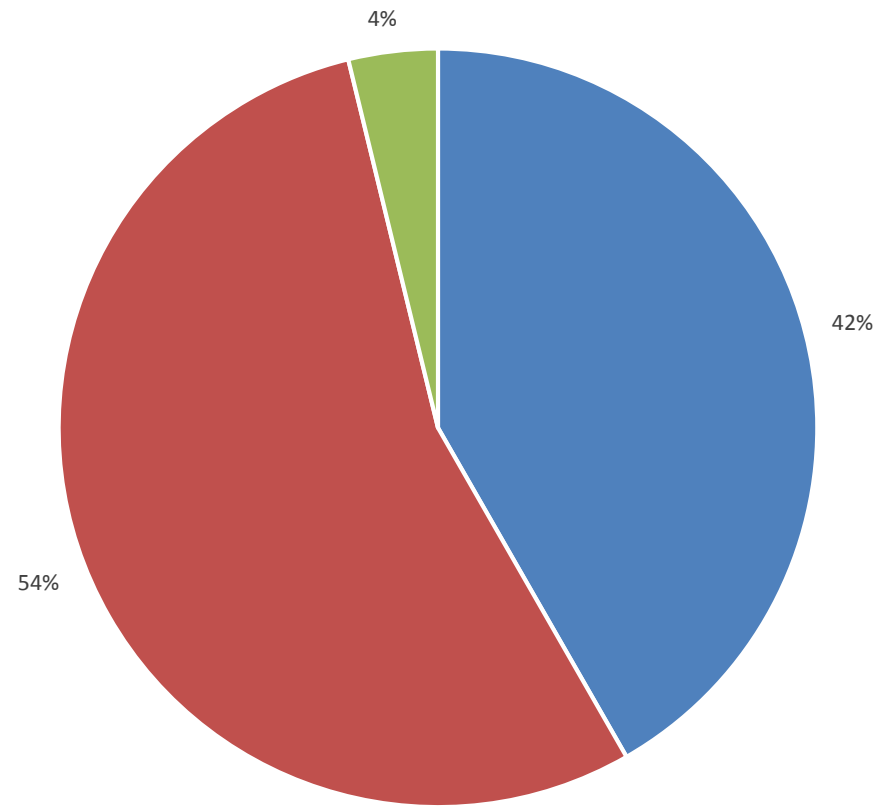
■ 01 Personnel Expenditure ■ 02 Goods and Services
■ 03 Minor Equipment Purchases

2015 Actual



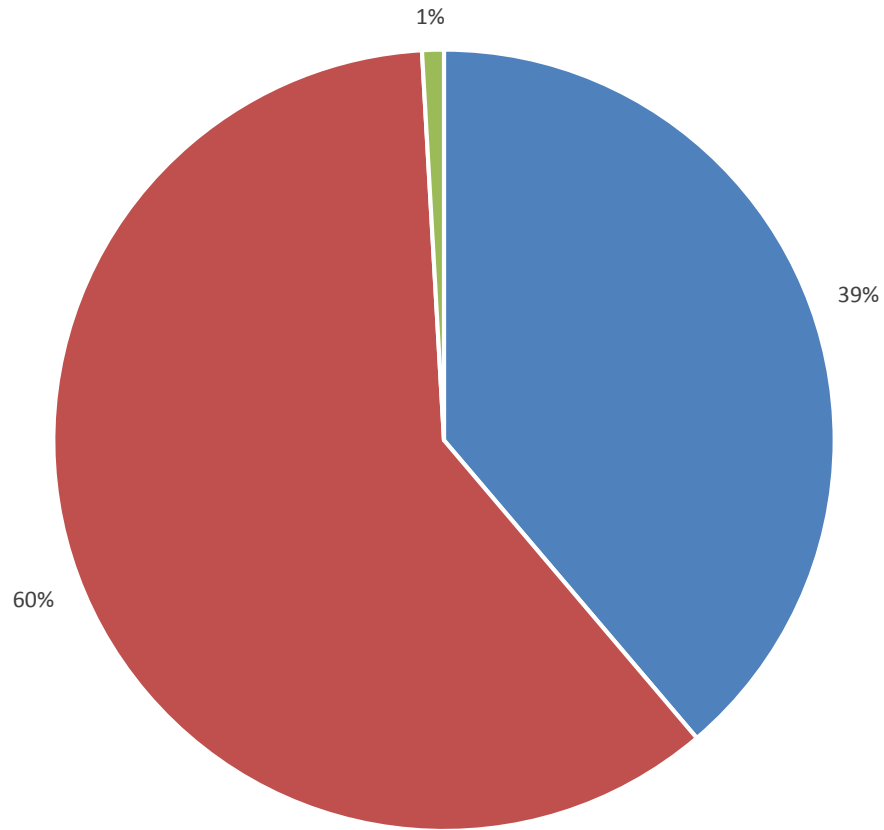
■ 01 Personnel Expenditure ■ 02 Goods and Services ■ 03 Minor Equipment Purchases

2016 Actual



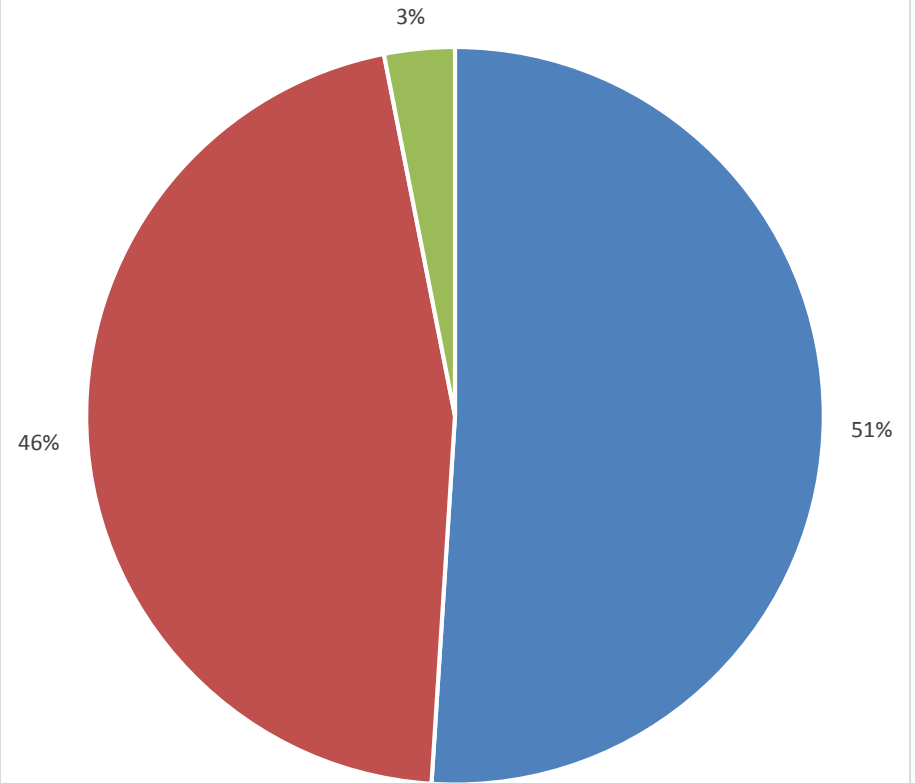
■ 01 Personnel Expenditure ■ 02 Goods and Services
■ 03 Minor Equipment Purchases

2017 Actual



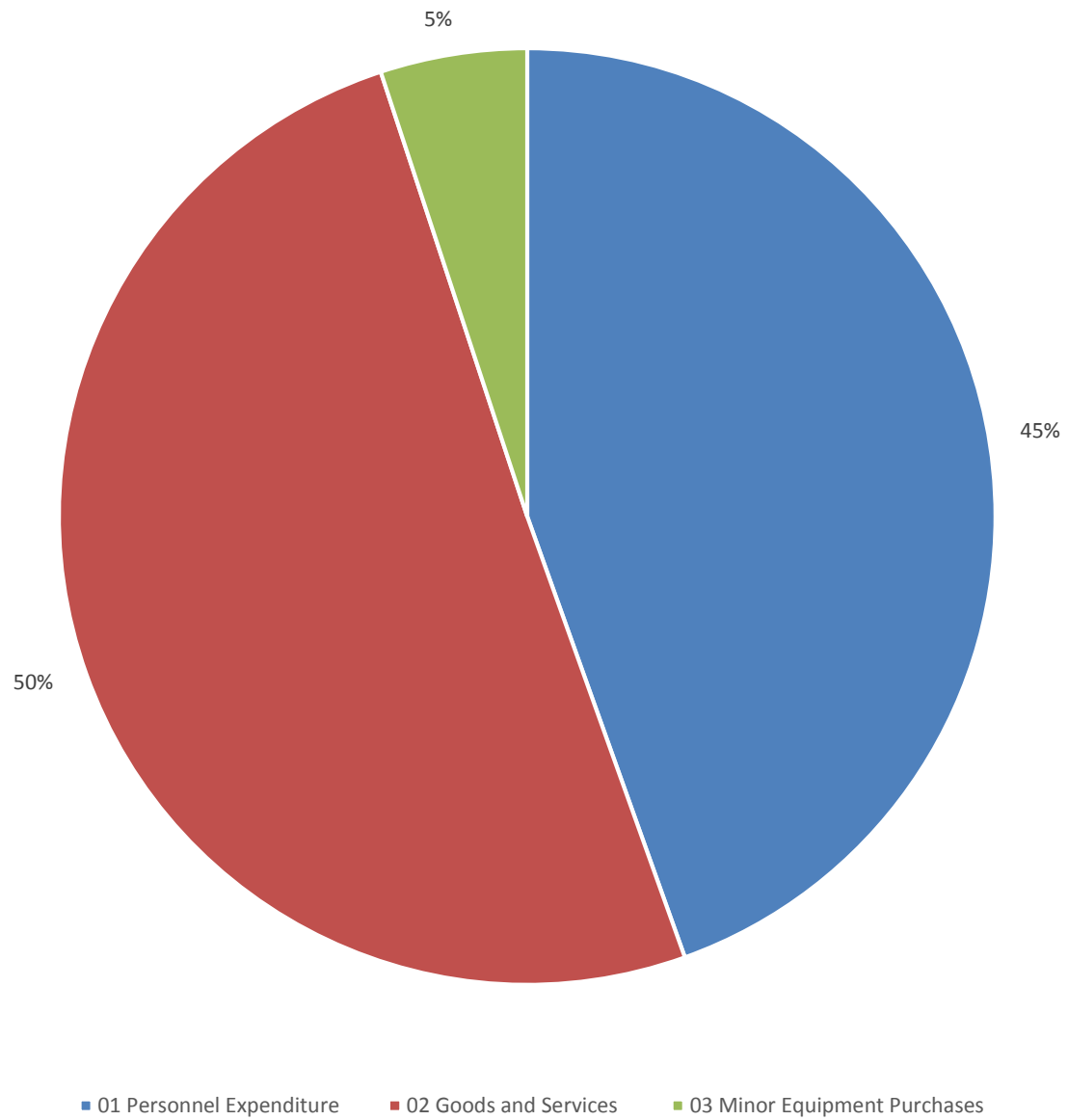
■ 01 Personnel Expenditure ■ 02 Goods and Services ■ 03 Minor Equipment Purchases

2018 Revised Estimates



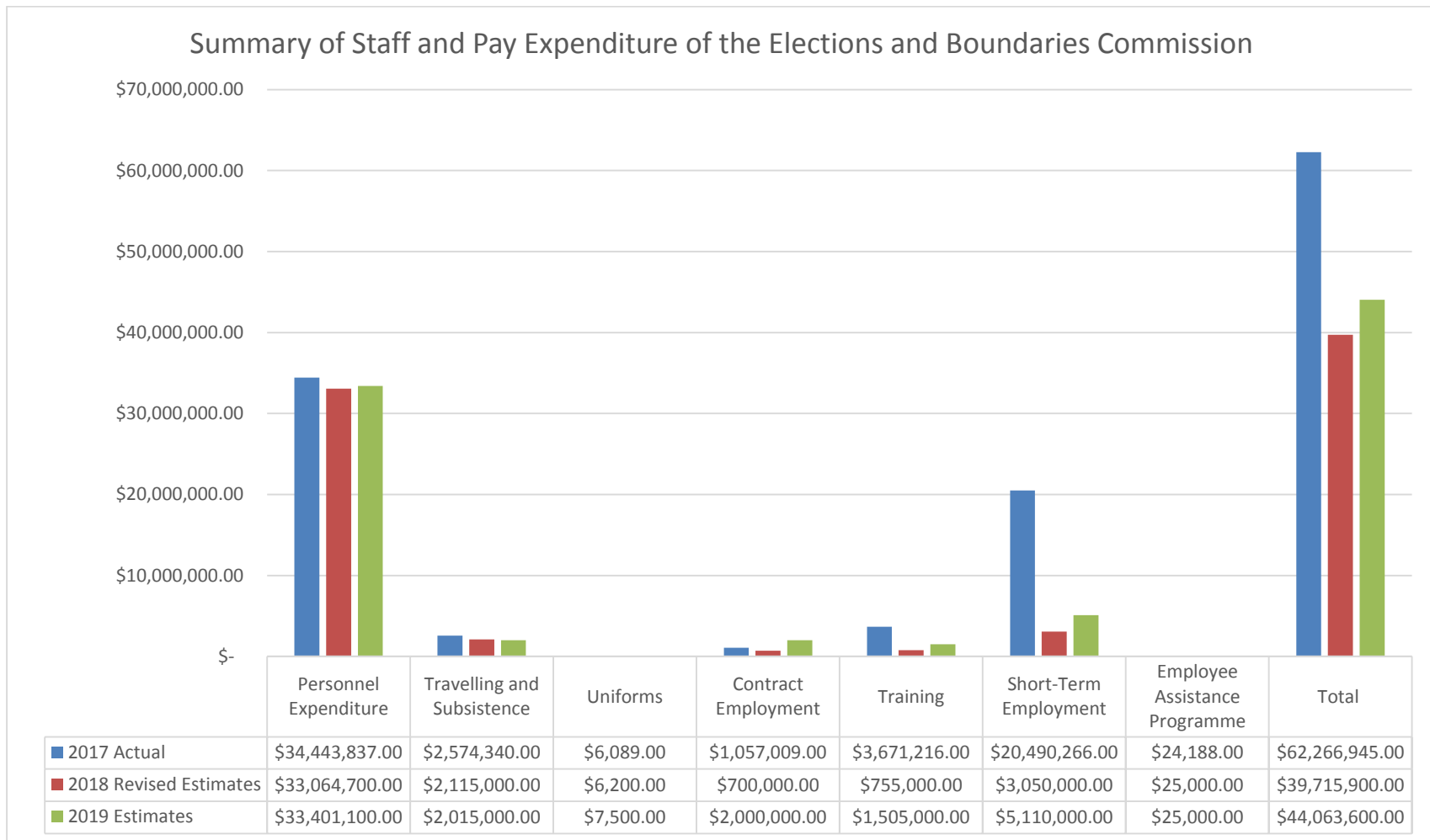
■ 01 Personnel Expenditure ■ 02 Goods and Services
■ 03 Minor Equipment Purchases

2019 Estimates



Staff and Pay⁶

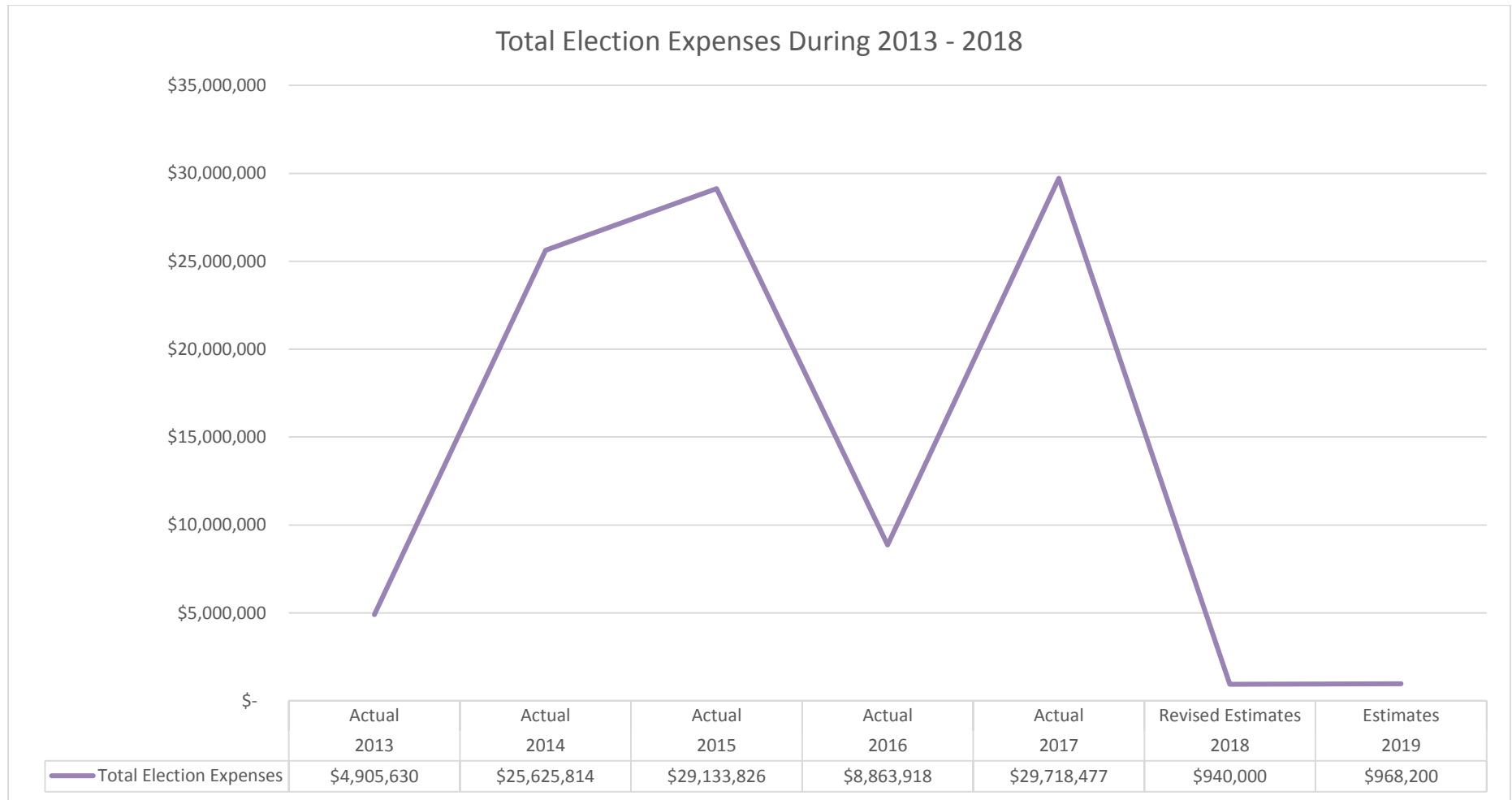
The allocation of staff expenditure for the year 2019 was \$ 44,063,600.00, which represents an increase of approximately 11% from the last fiscal year 2018. The diagram below provides a breakdown of all expenditure related to staff from 2017-2019



⁶ Draft Estimates for Details of Estimates of Recurrent Expenditure for the Financial Year 2019. Accessed on October 01, 2018. <https://www.finance.gov.tt/wp-content/uploads/2018/10/Numbered-Draft-Estimates-Recurrent-Expenditure-2019.pdf>

Expenditure Unique to the Elections and Boundaries Commission

Unique Expenditure refers to expenditure items incurred by the Elections and Boundaries Commission that may not feature in other Ministries or Departments. The following graph illustrates the Summary of Election Expenses for the Period 2013 - 2019



The Commission's total allocation as a percentage of the National Budget for the period 2013 to 2019

Year ⁷	Total Allocation ⁸	National Budget ⁹	Percentage of National Budget
2013	\$60,719,300.00	\$59,174,226,196.00	0.10%
2014	\$85,988,440.00	\$65,020,886,424.00	0.13%
2015	\$107,209,010.00	\$61,966,922,675.00	0.17%
2016	\$86,371,897.00	\$56,573,913,053.00	0.15%
2017	\$91,667,833.00	\$54,883,153,410.00	0.17%
2018	\$64,811,800.00	\$54,330,404,592.00	0.12%
2019	\$75,000,000.00	\$55,582,977,415.00	0.13%

- Total allocation for the Commission as a percentage of the National Budget illustrated a decrease in the allocation to the EBC by **0.01%** between the period 2017/2018 and 2018/2019.

⁷ For the Fiscal Years 2013-2017, actual figures were used to calculate the Ministry's total allocation. However, estimates were used to determine the Department's total allocation for the Fiscal Years 2018 and 2019.

⁸ Total Allocation for the EBC= Recurrent Expenditure + Consolidated Fund where applicable in a given fiscal year.

⁹ The National Budget= Total Recurrent Expenditure + Total Development Programme Consolidated Fund

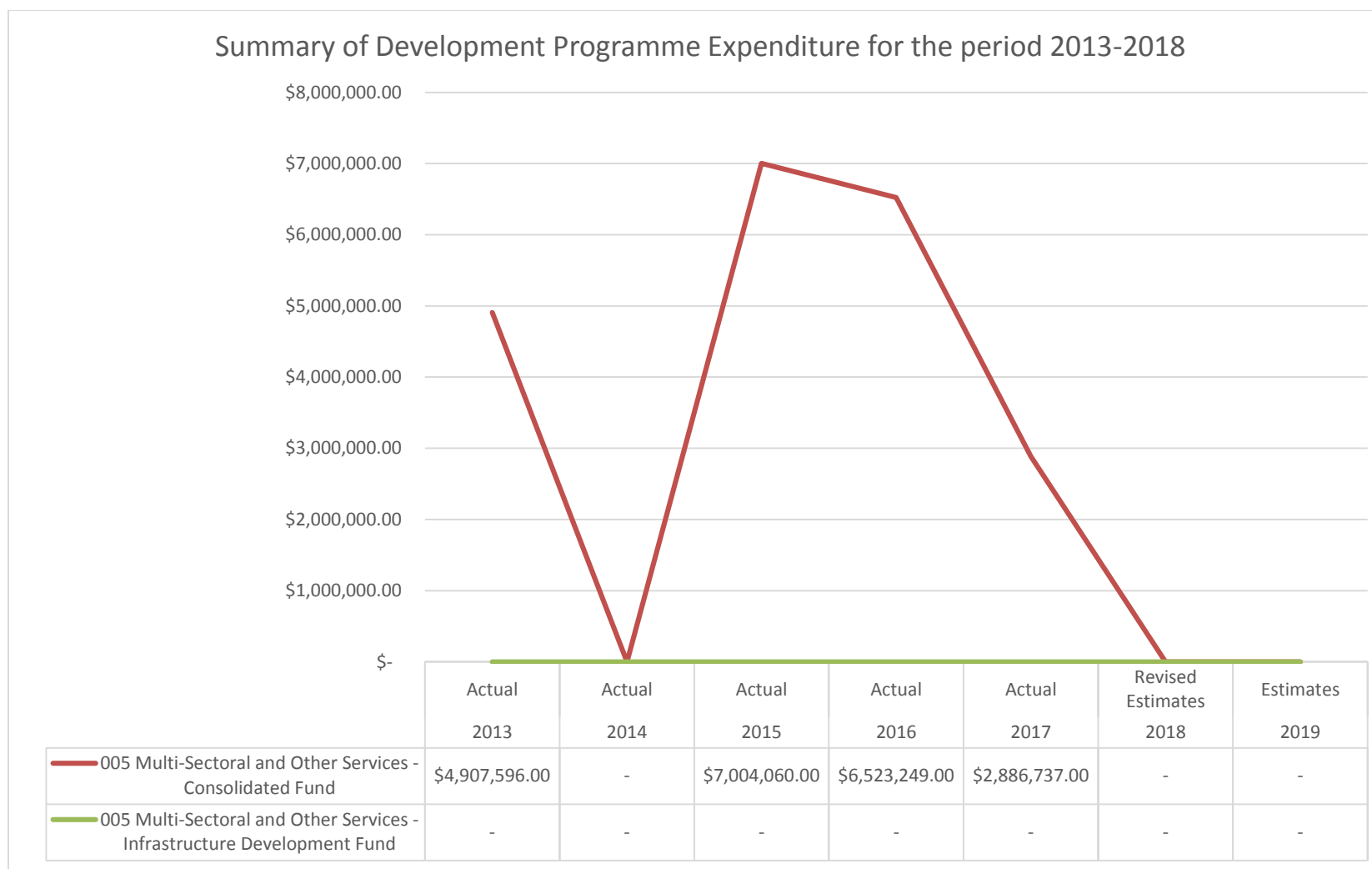
Analysis of Summary of Expenditure

Recurrent Expenditure refers to the payments for expenses which are incurred during the day-to-day operations of the Elections and Boundaries Commission for Personnel Expenditure, Goods and Services, Minor Equipment Purchases and Current Transfers and Subsidies.

- Recurrent Expenditure for Fiscal Year 2018/2019 is **\$75,000,000.00**. This represents **0.14%** of the total Recurrent Expenditure for the financial year 2018/2019.
- Recurrent Expenditure for Fiscal Year 2017/2018 was **\$64,811,800.00 (revised)**. Comparing this figure with Fiscal Year 2018/2019, there is an increase of **\$10,188,200.00** or **16%**.
- The largest portion of the Elections and Boundaries Commission's allocation has fluctuated between Sub-Head 01 Personnel Expenditure and Sub-Head 02 Goods and Services.
- The Allocation for Sub-Head 02 - Goods and Services has fluctuated over the period 2013 to 2019 from a low of **\$23,609,450.00** in fiscal year 2013 to a high of **\$55,132,348.00** in fiscal year 2014. In fiscal year 2019, there is an increase of approximately **27%** in spending for Goods and Services from fiscal year 2018.
- For 2019 the Sub-Head 01 Personnel Expenditure represents **45%** of the Commission's total recurrent allocation. The largest allocation under this Sub-Head has consistently gone to sub-item 01 Salaries and Cost of Living Allowance.
- The smallest portion of the Commission recurrent allocation has consistently been allocated to Sub-Head 03 Minor Equipment Purchases over the period 2013 to 2019.

Summary of Development Programme Expenditure for the period 2013-2019

Development Programme is capital expenditure aimed at improving and enhancing development in different areas of Trinidad and Tobago which includes human resources and economic and social development. There is no Development Programme allocation to the EBC for fiscal year 2019.



Major Programmes and Developments¹⁰

The following table illustrates the major programmes and projects under the Elections and Boundaries Commission and the actual or estimated expenditures for the last three years.

Sub-head /Item /Sub-item /Group /Project Desc.	Programme/Project	2017 Actual	2018 Revised Estimates	2019 Estimate
005-06A-005	Upgrading of the Electronic Voter Registration and Election Management System	\$2,886,737	-	-

¹⁰ Estimates of Development Programme 2019. Accessed on October 1, 2018. <https://www.finance.gov.tt/wp-content/uploads/2018/10/Numbered-Draft-Estimates-Of-Development-Programme-New-2019.pdf>

Auditor General Report Findings for the Fiscal year 2017

Ref: Auditor General's Report¹¹

08 - ELECTION AND BOUNDARIES COMMISSIONS

Expenditure Control

- Ex-Gratia payments totalling \$176,370.00 were paid as 'Payment of Special Project Allowance to Supervisory Officers and Other Staff for Local Government Elections 2016', to Supervisory and other Officers. This was contrary to Personnel Department Circular Reference PD(cs) 2/5/21 S1 which states:

"Where excess hours are worked by senior officers (e.g. Heads of Divisions and officers in Salary Range 46 and above), it is not the practice for such officers to be compensated by way of time off or an overtime allowance. In fixing the remuneration applicable for senior officers consideration is given, inter alia, to the fact that such officers may from time to time be required to sign an attendance register and therefore exercise control over their hours of work."

- The Senior Legal Officer (on contract) tendered her resignation with effect from 17th September, 2017 to take up an appointment as Chief Elections Officer. Neither the one month's notice nor the payment of one month's salary in lieu of notice was paid, contrary to the terms and conditions of the Officer's contract.

¹¹ Report of the Auditor General on the Public Accounts of the Republic of Trinidad and Tobago for the Financial Year ended September 30, 2017-
<http://138.128.179.50/sites/default/files/Auditor%20Generals%20Report%20on%20the%20Public%20Accounts%202017.pdf> pgs 35-36

General Useful Information

- Electoral Commission of Jamaica, Jamaica: <http://www.eoj.com.jm/constituencies.htm>
- The Barbados Electoral and Boundaries Commission: <http://www.electoral.barbados.gov.bb/>
- Antigua and Bermuda Electoral Commission: <http://www.abec.gov.ag/>
- The Electoral Commission, UK: <http://www.electoralcommission.org.uk/>
- Election Commission of India, India: <http://eci.nic.in/eci/eci.html>